

# OUR IMPACT

ANNUAL HIGHLIGHTS  
JULY 2022 – MARCH 2023



## Family Engagement

**2,070**

Ready4K subscribers  
*4,178 since 2017*

**34**

people trained in Read by 4th workshops

**24,541**

diverse books were awarded to 87 Book Wish grantees

**81,303+**

books distributed by Read by 4th partners  
*2,427,709 since 2016*

**13,731**

page views of readingpromise.org  
*36,543 since July 2021*

**115,000+**

Reading Promise materials distributed  
*305,000 since 2020*

**70%**

of Read by 4th partners report using Reading Promise materials

## Community Mobilization

**106**

Reading Captains trained  
*1,052 since 2017*  
*SOURCE: Global Citizen*

**52**

events held in 28 zip codes during Reading Promise Week  
*127 since 2020*

**23**

community-driven literacy projects awarded \$40,040 from the Neighborhood Literacy Fund since launching in 2022

**26+**

built-environment playful learning installations since 2020  
*SOURCE: Playful Learning Fellow, City of Philadelphia*

## Systems Change

**14**

programs at 8 local universities accredited by IDA, total as of March 2023

**1,431**

children served by high-dosage tutoring models in SY 2022-2023

**17,000**

quality preK seats in SY 2022-2023  
*SOURCE: Office of Children and Families*

## Read by 4th Movement

**14**

new Read by 4th partners  
*138 active organizational partners as of March 2023*

**250**

Read by 4th partners attend 32 working group meetings

**8**

Lunch & Learns engaged 200+ attendees  
*11 since 2022*

**3,865**

average monthly visitors to readby4th.org  
*286,861 website visits since 2017*

**85%**

of Read by 4th partners report deeper knowledge of evidence-based practices to promote early literacy

**88%**

of Read by 4th partners report having better access to high-quality family resources

**90%**

of partners report Read by 4th builds connections that facilitate the alignment of strategies and activities

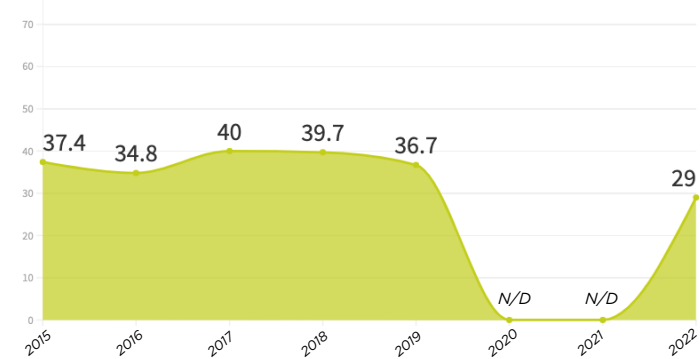
# READING PERFORMANCE



**71%**  
of Philly's 4th graders  
are struggling with  
reading.

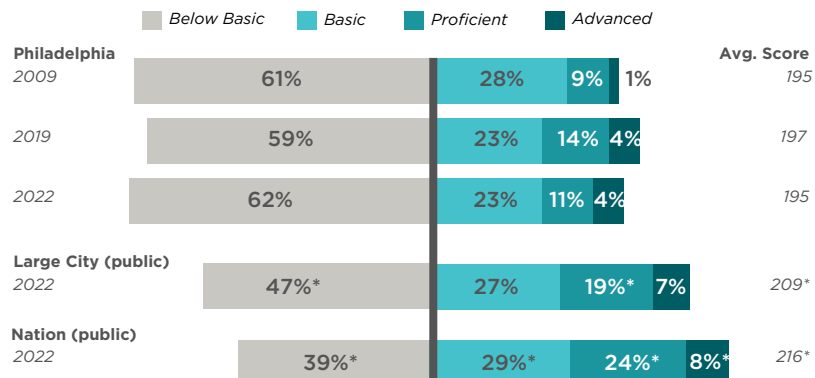
Pennsylvania Department of Education and Elevate 215

## % Students Performing Proficient or Above on 3rd Grade ELA PSSA Public + Charter Schools



Pennsylvania Department of Education and Elevate 215

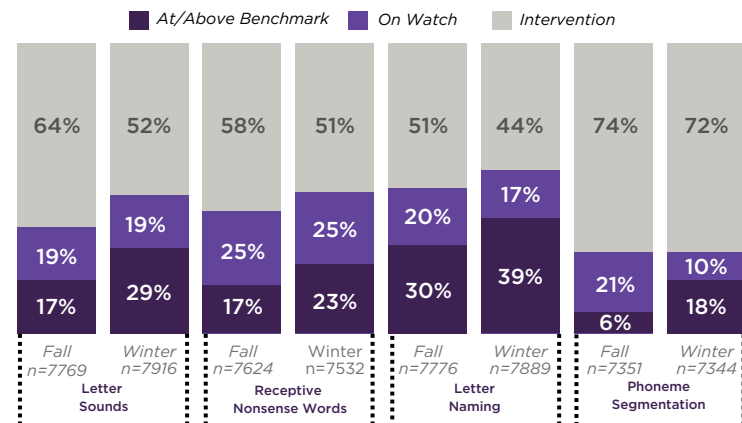
## NAEP Reading Assessment Results



\* Significantly different ( $p < .05$ ) from the district's results in 2022. Significance tests were performed using unrounded numbers.

National Assessment of Educational Progress

## STAR Assessment Curriculum-Based Reading Performance: Kindergarten SY '21-'22



School District of Philadelphia